PLATINUM JUBILEE TRAIL AT SANDALL PARK

Doncaster mumbler



Bunting

Celebration Flag

Why not find a twig or stick from your local park to make the handle for your flag!

MAKE YOUR OWN ROYAL BUNTING OR CELEBRATION FLAG

You will need:





Fold along here

INSTRUCTIONS:

- Print off as many flags as you need, depending on how long you want your bunting to be, or if you are making a flag to wave only one print out is required.
- Colour in the flags, following the colours on the union jack flags above or choose your own design!
- Carefully cut around the outside of each flag, ensuring to keep the top fold over section attached to your flag.
- For bunting - fold along the fold line, marked above and glue or tape into place at regular intervals, along string or ribbon to create bunting.
- For celebration flag - fold along the fold line, marked above and glue or tape around a stick or paper straw.

Doncaster mumbler

PLATINUM JUBILEE TRAIL AT SANDALL PARK

Extra flags for Bunting